

It's almost autumn!

MUCH MORE THAN JUST REMOVING LEAVES

Multiple combinations:
bema Suction Sweeper System



bema[®]

A clean product line.



MULTIPLE POSSIBILITIES

At the demopark 2019 fair, the bema suction sweeper that forms the heart of the bema Suction Sweeper System was awarded with the silver medal as a technical innovation.

In combination with the bema chaff blower, the new bema tipping container and further optional equipment components as well as in combination with existing third-party systems, a large variety of variants can be realized.

Much more than just removing leaves!

No matter whether leaves, green cuttings, party waste, straw, sawdust or other garbage, every combination provides convincing cleaning results.





Made in Germany


Convincing results on any kind of surface!

Whether on sealed surfaces or water-bound paths, natural lawn or artificial lawn, sports grounds or parks, the bema Suction Sweeper System optimally adapts to the respective conditions of use.

Ideal on small carrier vehicles.

Compact tractors, municipal vehicles or yard loaders, as front and/or rear mount depending on the respective combination.

An innovative solution - the bema Suction Sweeper System.





bema Suction Sweeper

- ✓ **Innovative and rugged technology**
Fully fledged main brush Ø 200 mm (V-shaped PPN brush), pendulum suspended hold-down roller Ø 140 mm, feeler front wheel Ø 250 x 50 mm (height-adjustable), heavy-duty rear wheels Ø 200 x 50 mm (height-adjustable), hopper with ejection port Ø 200 mm
- ✓ **Hydraulic drive via chain**
Gerotormotor with a drive shaft of Ø 25 mm
- ✓ **Optionally: Mechanical drive of the main brush**
Depending on the carrier vehicle 540, 1000 or 2000 rpm, not applicable with mechanically driven chaff blower
- ✓ **Optionally: Rotary side brushes (front mount only)**
Working width 1200 mm extendable to 1800 mm by 2 rotary side brushes Ø 600 mm (various brushes/trims)

bema Suction Sweeper depending on the combination chosen, as front mount
with/without chaff blower (various mounting variants)

or as rear mount (three-point linkage)

as complete unit with chaff blower and bema tipping container



Optionally: bema suction sweeper drive via front power take-off



Trouble-free feed by pendulum mounted feed roller



bema Chaff blower

- ✓ **Rugged design for long service life**
Turbine casing Ø 450 mm,
optionally with wearing steel plate,
speed of the chaff blower 3500 rpm,
turbine can be fixed by screws in various positions,
ejection port Ø 200 mm
- ✓ **Hydraulic drive using an orbital engine**
50 l/min minimum hydraulic power output of the
carrier vehicle, separate oil connection for turbine
drive recommendable
- ✓ **Optionally: Mechanical drive incl. drive shaft**
Depending on the carrier vehicle 540, 1000 or 2000 rpm,
22 KW/30 PS minimum engine power of the carrier vehicle

bema chaff blower, depending on the combination chosen, as front mount

with bema suction sweeper (various mounting variants)

or as rear mount (three-point linkage)

with bema tipping container or as complete unit



bema suction sweeper as front mount with/without chaff blower in combination with an existing suction container/collection trailer in the rear (third-party systems)




bema Tipping container

- ✓ **Optimum working conditions**
Convenient elevated discharge, dumping height 1500 mm, capacity 1350 l, weight approx. 360 kg
- ✓ **Optionally: Hitch**
Combination straight drawbar/ ball head (Ø 50 mm), 12 Volt socket
- ✓ **Convincing on all surfaces as well as due to its rugged design**
Pneumatic-tired wheels Ø 310 x 115 mm, Material GRP (glass fibre reinforced plastic)
- ✓ **Safety according to road traffic regulations (StVZO)**
Incl. lighting and license plate holder
- ✓ **Requirement for emptying**
At least one double-acting control circuit required

bema tipping container in rear mount (three-point linkage cat. I/II)

- as independent trailer
- in combination with the bema chaff blower
- as complete unit with bema suction sweeper and chaff blower



As a standard with lighting and license plate holder



Optionally with hitch for another trailer

bema Suction Sweeper System

Combination possibilities



Compact tractor with bema suction sweeper incl. chaff blower and two rotary side brushes in combination with the bema tipping container in the rear



Compact tractor with bema suction sweeper incl. chaff blower and two rotary side brushes in combination with an existing collection trailer (third-party system) in the rear



Yard loader with bema suction sweeper incl. chaff blower and one rotary side brush in combination with an existing collection trailer (third-party system) in the rear

bema Suction Sweeper System

Combination possibilities



Compact tractor with bema suction sweeper incl. chaff blower and two rotary side brushes in combination with the bema tipping container and another trailer in the rear



Compact tractor with bema suction sweeper in combination with bema tipping container incl. chaff blower in the rear



Compact tractor with bema suction sweeper in combination with an existing suction container (third-party system) in the rear

bema Suction Sweeper System

Combination possibilities




bema tipping container incl. chaff blower combined with an existing mower



Mowing and collecting the cut grass in a single working step



Optionally hand suction nozzle
for places that are hard to reach (e.g. drains) or large piles of leaves



Available for version bema tipping container incl. chaff blower (rear)

bema Suction Sweeper System

Combination possibilities



Complete rear unit (mounted with three-point linkage cat. I/II) comprising bema suction sweeper, chaff blower and bema tipping container



The **complete rear unit** as a standard with lightning and license plate holder



The **complete rear unit** offers space in the front for further attachments such as the bema Groby light for the environment-friendly removal of weeds.



Individual solution

Special application fire fighters: Cleaning of contaminated surfaces

- ✓ Surfactants are sprayed via the spray nozzles of the sweeping machine; the oil binding agents are swept in by the sweeping machine.
- ✓ The bema suction sweeper in the rear of the vehicle takes the contaminated material and collects them in the bema tipping container.
- ✓ The drain tap serves to drain off absorbed liquids from the bema tipping container. Moreover, it is possible to fill in water in order to clean the container following its use.



Complete rear unit: Suction sweeper, chaff blower and tipping container



Free sweeping sweeper with protective cover rotary side brushes and water-spraying device



The platform of the narrow-track municipal vehicle accommodates the tank for surfactants and the distributor for the oil binding agent



You want convincing results?
Get yourself informed!

bema GmbH Maschinenfabrik

Recker Str. 16 | 49599 Voltlage-Weese | Germany
phone: +49 5467 9209-0 | fax: +49 5467 9209-20
info@bema-sweeper.com

bema-sweeper.com



You local bema dealer: